

Primary Usage

Reference No.

Sign. and date

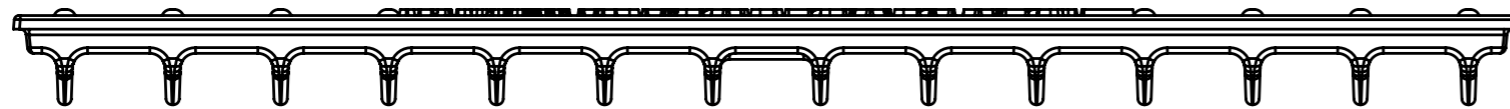
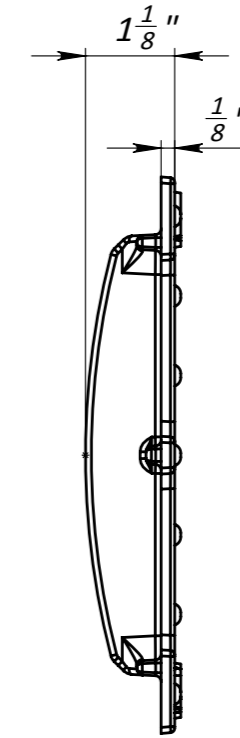
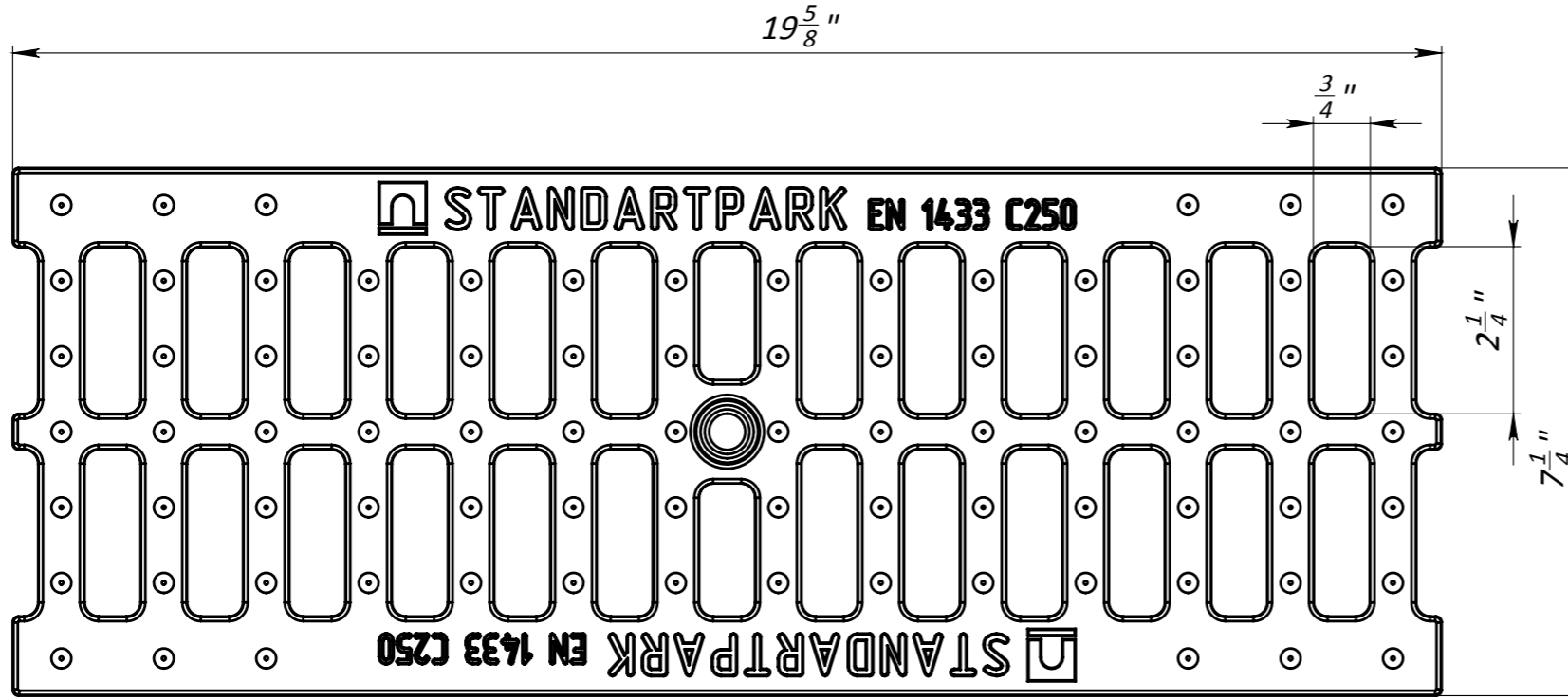
Copy inv. No.

Repl. Inv. No.

Sign. and date

Orig. Inv. No.

6" Ductile Cast Iron Grating Slotted



- 1. Area of water intake slots 48 sq in
- 2. Deviation of the actual weight of the nominal can be up to 10%

					Art.	22303			
					6" Ductile Cast Iron Grating Slotted				
Rev.	Sheet	Doc. No.	Sign.	Data	22303 Load Class C	Let.	Weight (lb)	Scale	
				11.09.18			9.0	1:2.5	
						Sheet	Sheets 1		
					Ductile Cast Iron				